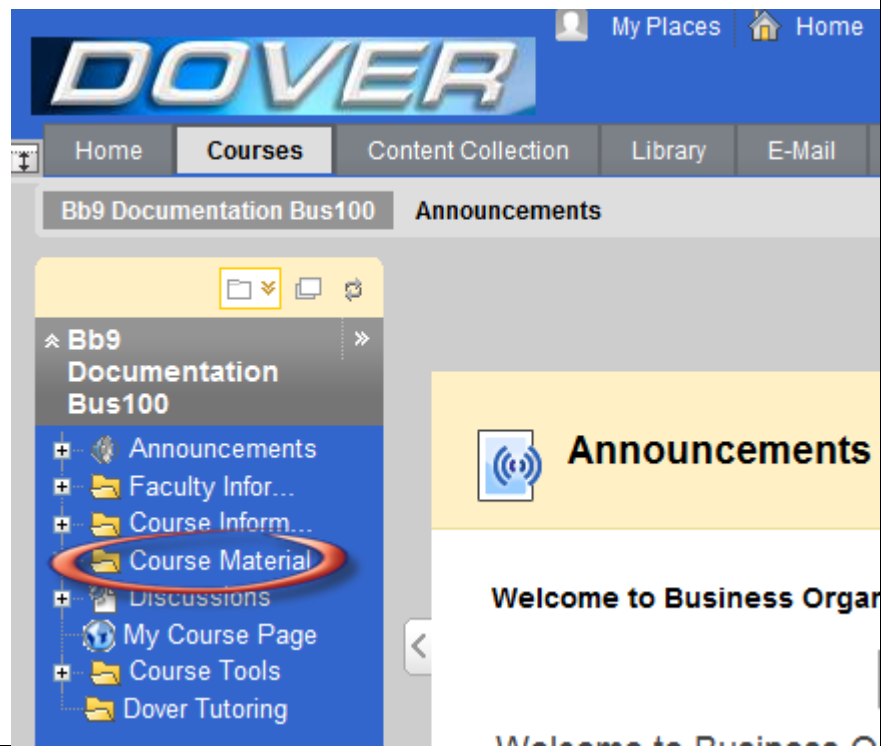
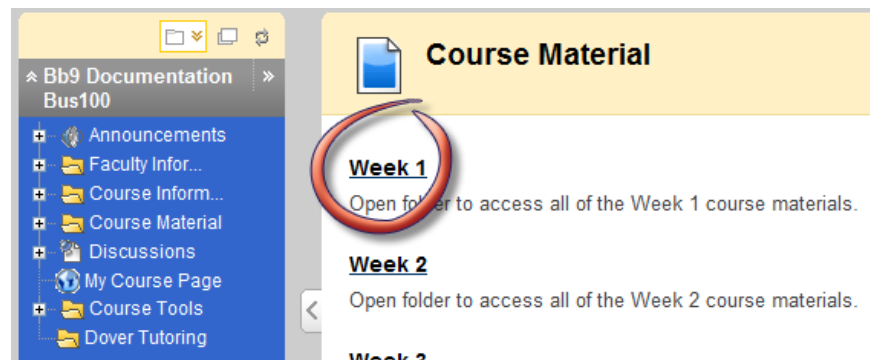


Using the Blackboard 9 Safe Assignment

1. Go to your Blackboard course and view the Course Menu. Click on **Course Material**.



2. Click on **Week 1**.



3. Click on **Assignments**.

Week 1

[Weekly Introductions](#)

[Lectures](#)

[Required Resources](#)

[Discussion](#)

Assignments

4. Scroll down to Short Research Report and click on **View/Complete**.

Assignments

Week 1 Essay Assignment
Write a 2 Page Essay on developing a SWOT analysis. [Mark Reviewed](#)

Graded Homework Assignment - Week 1

Short Research Report
Please submit a three page research paper on one of the topics on page 32 of your text.
>> [View/Complete](#)

5. **Read the Assignment Information** and add a comment if you wish.

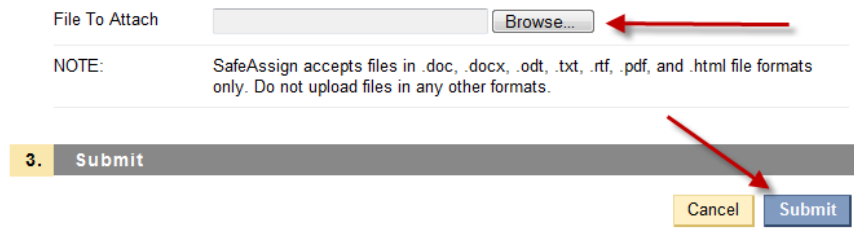
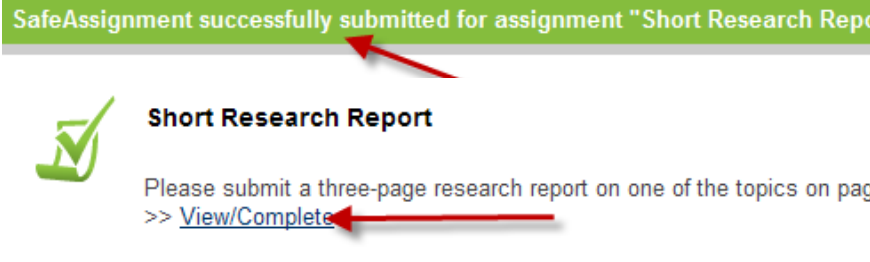
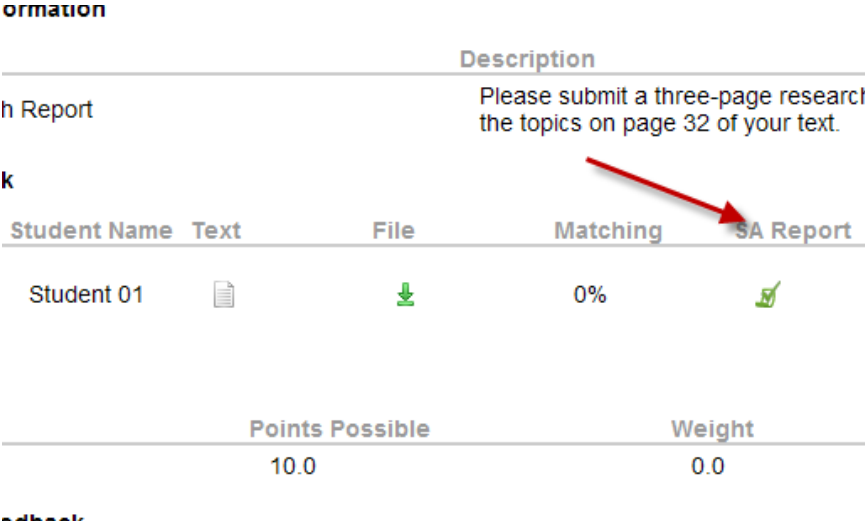
Assignment Information

Name Short Research Report

Instructions [View/Complete](#) Please submit a three-page research report on one of the topics on page 32 of your text.

Your Files

Comments [View/Complete](#) Here is my report on today's business practices.

<p>6. Browse to find your Word file and Submit.</p>																															
<p>7. You will receive a receipt that your Safe Assignment has successfully been submitted .If your instructor has allowed the option, you may click on View Complete to view your SafeAssign Report.</p>																															
<p>8. You will see your name, the text of your paper, the file itself, and you may click on the SA Report.</p>	 <table border="1"> <thead> <tr> <th colspan="2">Information</th> <th colspan="3">Description</th> </tr> </thead> <tbody> <tr> <td colspan="2">Short Research Report</td> <td colspan="3">Please submit a three-page research report on one of the topics on page 32 of your text.</td> </tr> <tr> <th>Student Name</th> <th>Text</th> <th>File</th> <th>Matching</th> <th>SA Report</th> </tr> <tr> <td>Student 01</td> <td></td> <td></td> <td>0%</td> <td></td> </tr> <tr> <td colspan="3">Points Possible</td> <td colspan="2">Weight</td> </tr> <tr> <td colspan="3">10.0</td> <td colspan="2">0.0</td> </tr> </tbody> </table> <p>Feedback</p>	Information		Description			Short Research Report		Please submit a three-page research report on one of the topics on page 32 of your text.			Student Name	Text	File	Matching	SA Report	Student 01			0%		Points Possible			Weight		10.0			0.0	
Information		Description																													
Short Research Report		Please submit a three-page research report on one of the topics on page 32 of your text.																													
Student Name	Text	File	Matching	SA Report																											
Student 01			0%																												
Points Possible			Weight																												
10.0			0.0																												

9. If you click on the **magnifying glass**, you will see what materials in your text may not have been properly documented.






Paper Information

Author: Student 01	Assignment: Safe Assignment
Title: SYLLABUS.docx	Submitted: Sat, Feb 13 2010, 8:30 P
Matching: <input type="text"/> 2%	Paper ID: 26172819

Suspected Sources

Click on a source to view the original, or click on the magnifying glass to
in the text below.

 Highlight All

- <http://www.mnsu.edu/cmst/programs/undergrad-program.html> 
- ProQuest Document 
- Another student's paper - Institution: VCCS 