

Resetting Your Password Using SelfService

Resetting Your Password

1. If you forgot your password, click on the **Forget Your Password?** link.



Login Here

[Change Text Size](#) [High Contrast Setting](#)

Have an account? Enter login information here and click the Login button below. If you are having problems, please click on the 'Need Help? Click here' link in the top right hand corner. Thank you.


Username:

Password:

[Forget Your Password?](#)

Login

2. Enter your **Dover Business School Logon ID** (This is your Blackboard ID):



Dover Business School ID Management Suite: Login - Windows Internet Explorer provide

https://account.dover.edu/dvrhid/psf.exe

File Edit View Favorites Tools Help

Dover Business School ID Management Suite: Dover B...

Back Main menu Refresh Logout

DOVER
Business College

Dover Business School ID Management Suite: Login

Access to this system is for resetting your password and unlocking your logon account to Dover Business College Computer Systems, Blackboard and SelfService


Enter your login ID:

Enter your Dover Logon ID :

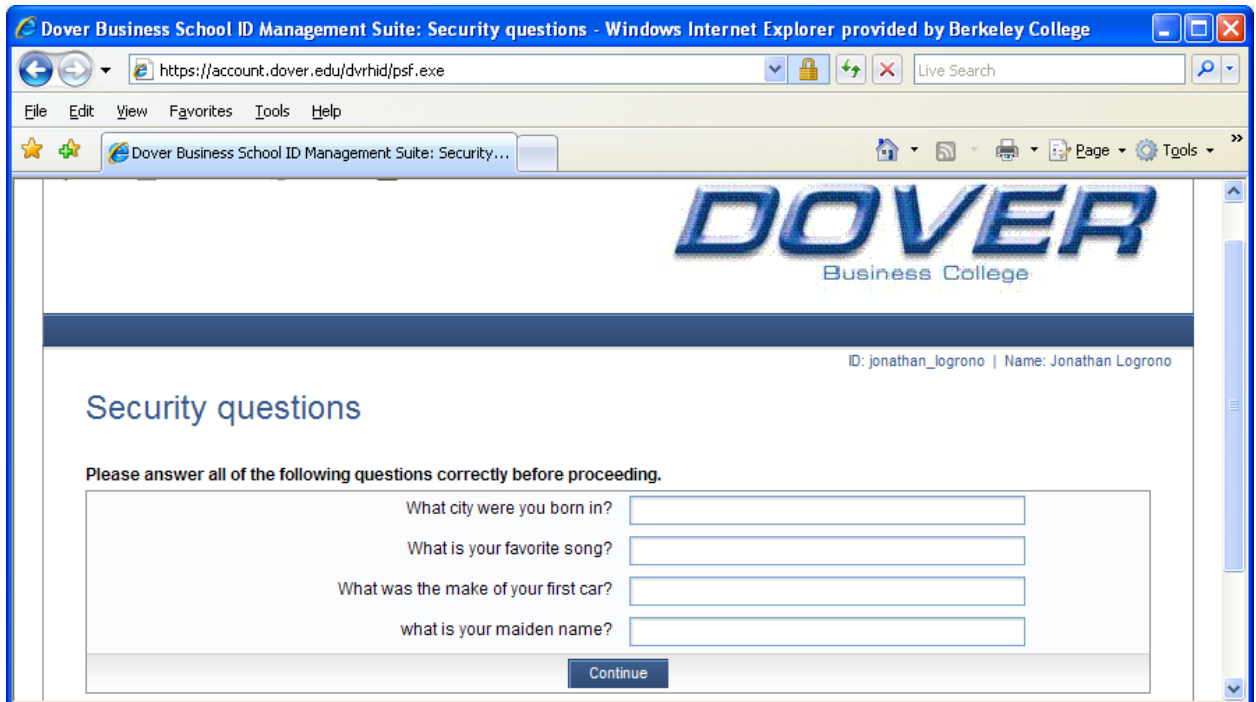
Continue

Dover Business College

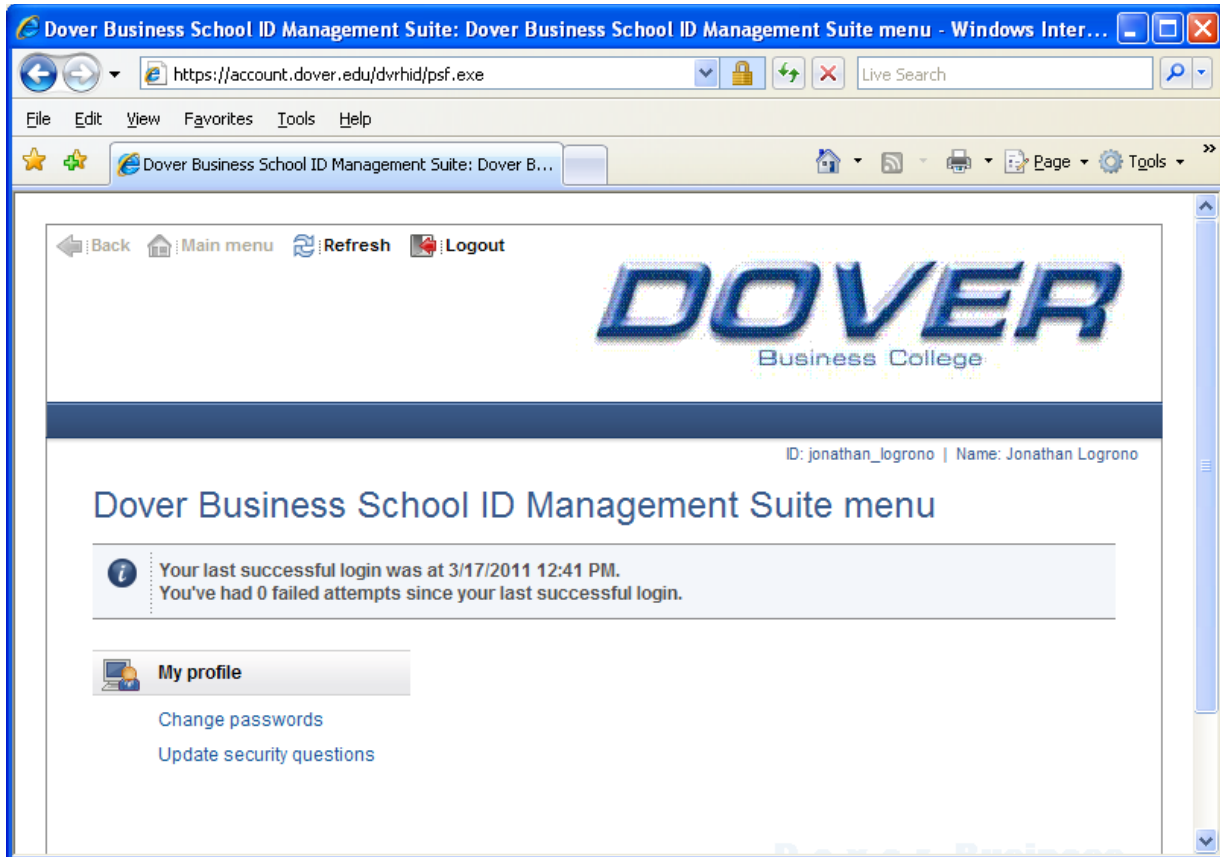
3. Click on **Answer security questions**. If you do not see this option, then you never completed the setup. Please contact the helpdesk at 973-278-5400 ext. 1540 to have your password reset. Once your password is reset complete the setup beginning on Page 1.



4. Berkeley College ID Management Suite will ask you to prove your identity by answering 4 security questions.



5. You can now change your own password by clicking on **Change passwords**.



6. Enter the new password and then type the password again in the Confirm box.

7. Click **Change passwords** and your password will be changed.

